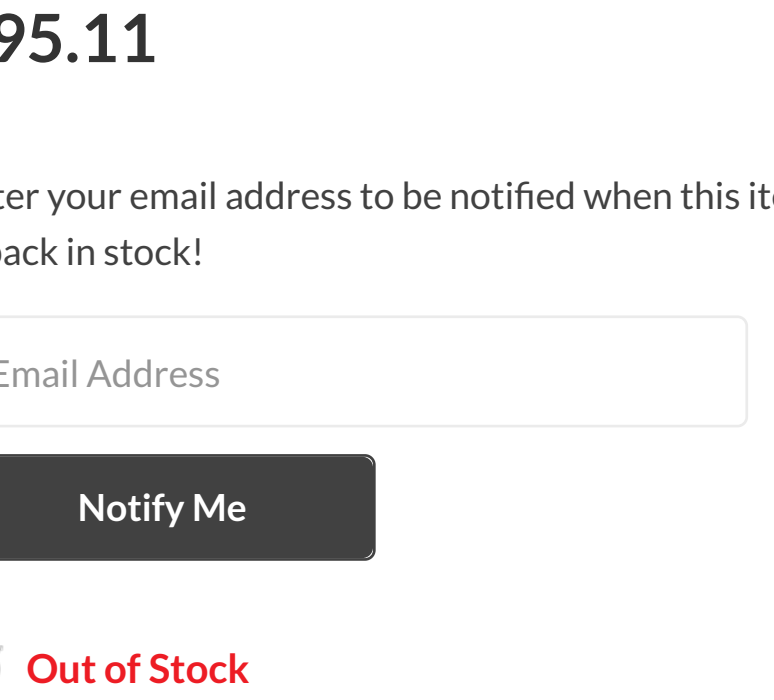


[Startseite](#) / [TV Parts](#) / [LG EAY65689423 Power Supply Board](#)

LG EAY65689423 Power Supply Board

SKU: sj-EAY65689423



€95.11

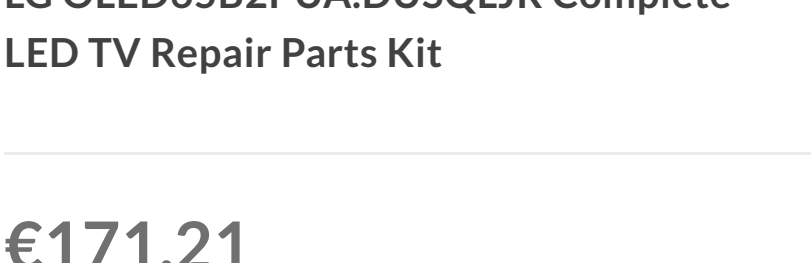
Enter your email address to be notified when this item is back in stock!

Email Address

Notify Me

- Out of Stock
- 180-Day Warranty
- We highly recommend matching your part number. [Learn more](#)
- We have a repair tutorial video for this part. Watch it below!

These products also work for this item



LG OLED65B2PUA.DUSQLJR Complete LED TV Repair Parts Kit

€171.21


Ships same business day if ordered before 4pm CT!

27 Available

Quantity

1

Add to Cart



Known Models

Brand	Models	Versions
LG	OLED65CXAA	,DUSQLJR,B USWLJR
	OLED65C1AUB	BUSYLJR

Part Number:
EAY65689423
Warranty:
180-Day Warranty
Board Manufacturer:
LG
Manufacturer Part Number 1:
LG EAY65689423
Part Type:
Power Supply
Part Usage:
LED/LCD
Board Number:
EAY65689423 EAX669061002(1.0) 33783501 65689411

Videos

How to Identify the Pow...

IDENTIFYING THE RIGHT PART NUMBER

POWER SUPPLY

850-DS

5557

SEC S/N TH07BN44007AAM5RQ241

What is a power supply board?

Your TV's power supply board takes the AC voltage from your outlet and converts it to various DC voltages needed to power everything in your TV.

Which symptoms does a power supply board fix in a TV?

- If your TV doesn't turn on, it could be the power supply board.
- If you see very dim video or no video on the screen, but you know your TV has power and is on, then the power supply could be bad.
- If your TV turns on and then shuts off quickly, it could be your power supply board.

**These are helpful tips to get you started and don't represent accurate diagnoses for every TV model and failure. If you're unsure of your diagnosis, we recommend checking out our [YouTube channel](#) or reaching out to a local TV technician for assistance.*

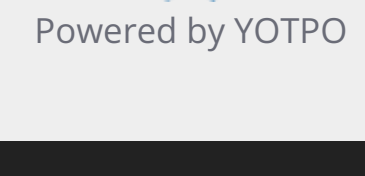
How easy is it to replace a power supply board?

It's easy! Once you match the part number on your power supply board with the part number listed on this page to confirm compatibility, you'll just need a screwdriver and the ability to remove the back of your TV and replace the board.

Write A Review

Ask A Question

REVIEWS QUESTIONS



BE THE FIRST TO WRITE A REVIEW



Powered by YOTPO

Information

- About Us
- Contact Us
- Shipping & Returns
- FAQs
- Customer Reviews
- Finding Your TV Part Number
- TV Repair Video Tutorials
- TV Tech Support
- TV Repair Shops Directory
- SJ Rewards Program
- SJ Careers
- Privacy Policy

Categories

- TV Parts
- Appliance Parts
- Arcade Game Parts
- Auto Parts
- Exercise Equipment Parts
- Scratch & Dent Appliances
- Tech Tools
- Shop by Brand

Contact

sales@shopjimmy.com

2300 West Highway 13

Burnsville, MN 55337

Get 10% off your first order!

Subscribe to our newsletter. Save on your order (and get future deals). Say no to spam.

Email address

SIGN UP →

© 2023 ShopJimmy

